


# IAME

## M1 60cc – PULL START

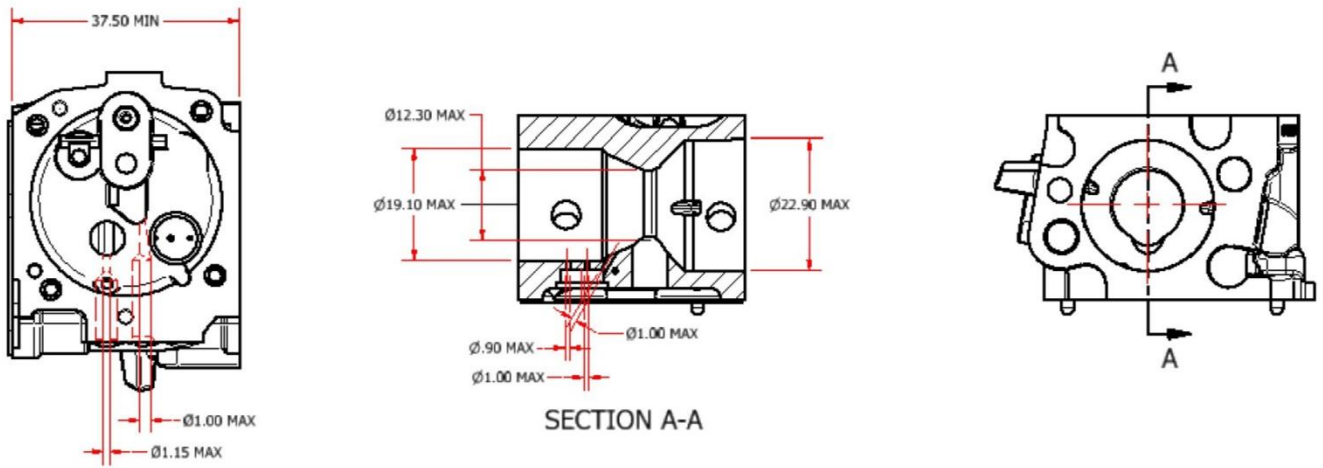


### CARBURETTOR Tillotson HS-323A




Manufacturer	TILLOTSON LTD.
Make	TILLOTSON
Model	HS-323A


## SECTION VIEW



## MARKING

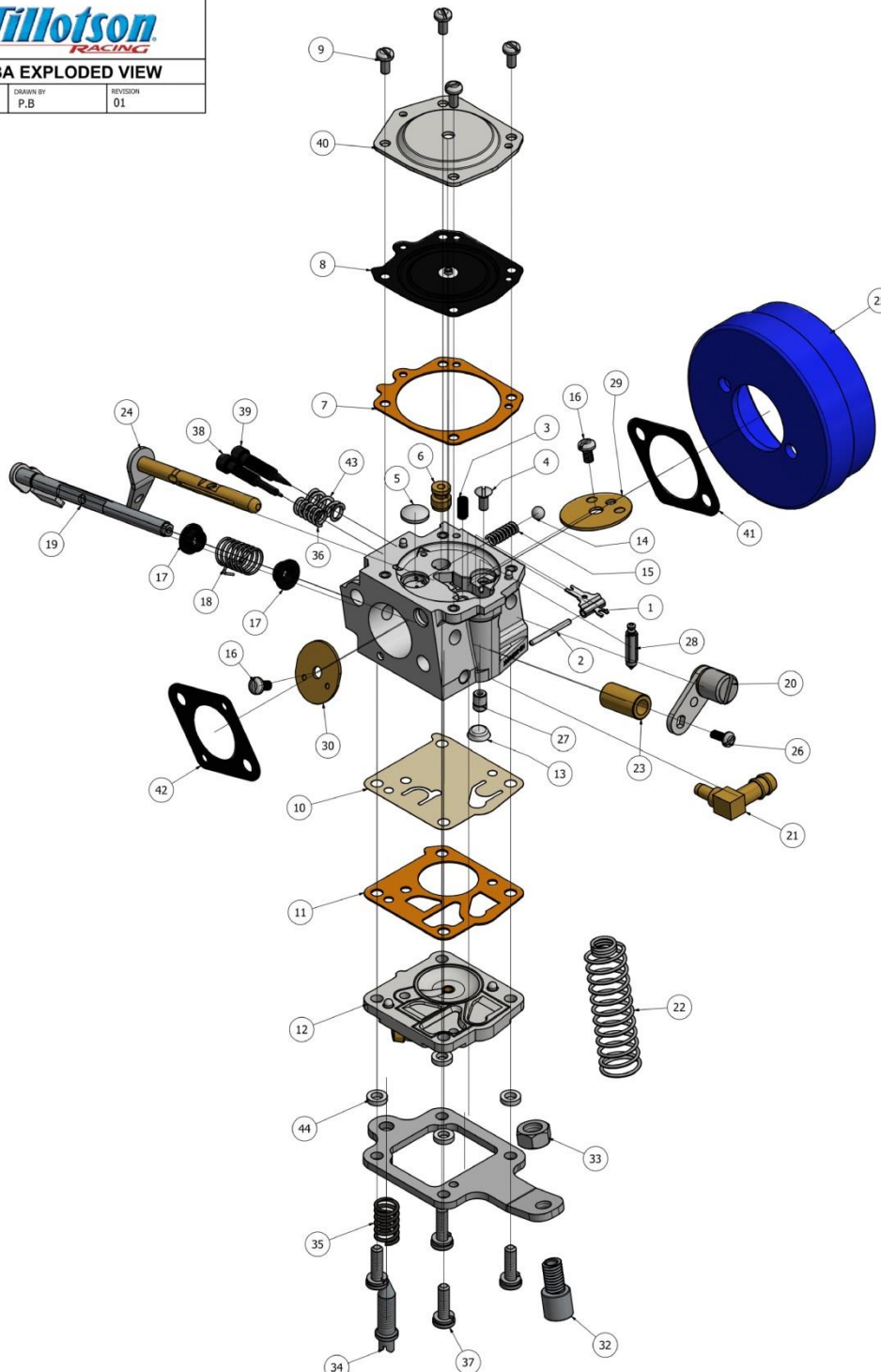


# CARBURETTOR DESCRIPTION AND SKETCH OF PARTS



**HS-323A EXPLODED VIEW**


DATE	DRAWN BY	REVISION
03/03/2017	P.B	01



ITEM	QTY	PART NUMBER	DESCRIPTION	ITEM	QTY	PART NUMBER	DESCRIPTION	ITEM	QTY	PART NUMBER	DESCRIPTION
1	1	155-A26	* FULCRUM LEVER	18	1	24-C29	THROTTLE RETURN SPRING	35	1	24-C15	SPEED SCREW SPRING
2	1	32-78	FULCRUM PIN	19	1	13-2160	THROTTLE SHAFT & LEVER ASSEMBLY	36	1	24-B331	ADJUSTMENT SCREW SPRING
3	1	24-B323	INLET TENSION SPRING 26g	20	1	12-1228	THROTTLE LEVER & SWIVEL ASSEMBLY	37	4	15-C127	6-32 SCREW & LOCK WASHER
4	1	15-B345	FULCRUM PIN SCREW	21	1	68-307	FUEL CONNECTOR	38	1	43-A70	6-32 UNC ADJUSTMENT SCREW
5	1	179-59	* WELCH PLUG	22	1	24-C334	CABLE RETURN SPRING	39	1	43-A262	M4 X 0.5 ADJUSTMENT SCREW
6	1	363-598	CHECK VALVE	23	1	102-236	BRASS SLEEVE	40	1	91-A274	METERING COVER
7	1	16-B513	++ METERING GASKET (ORANGE)	24	1	26-1279	CHOKE SHAFT & LEVER ASSEMBLY	41	1	16-B384	++ FLANGE GASKET (CHOKE)
8	1	237-601	++ METERING DIAPHRAGM	25	1	SA-506	CHOKE TRUMPET	42	1	16-B228	++ FLANGE GASKET (THROTTLE)
9	4	15-C19	4-40 UNC SCREW	26	1	15-B348	3-48 UNC SCREW	43	1	24-B449	ADJUSTMENT SCREW SPRING
10	1	237-143	++ TEFLON PUMP DIAPHRAGM	27	1	36-A33	INLET SEAT	44	4	78-A351	NYLON WASHER
11	1	16-B514	++ PUMP GASKET (ORANGE)	28	1	34-216	+ INLET NEEDLE				
12	1	91-1036	PUMP COVER ASSEMBLY	29	1	27-296	CHOKE SHUTTER			*	REPAIR KIT CONTENTS
13	1	95-177	FILTER SCREEN	30	1	14-471	THROTTLE SHUTTER			+	DIAPHRAGM & GASKET SET CONTENTS
14	1	206-121	BRASS BALL	31	1	136-A-63	HS CABLE BRACKET				
15	1	24-B281	SPRING	32	1	15-C68	M6 X 1 CABLE HOUSING SCREW				
16	2	15-C20	4-40 UNC SCREW	33	1	81-378	M6 X 1 NUT				
17	2	102-204	PLASTIC SLEEVE	34	1	15-C129	12-32 SPEED SCREW				

PARTS OF CARBURETTOR

REF.7 - P. N°16-B513  
DIAPHRAGM GASKET (ORANGE COLOR)



Thickness =  $0.5 \pm 0.1$  mm

REF.11 - P. N° 16-B514  
PUMP DIAPHRAGM GASKET (ORANGE COLOR)



Thickness =  $0.5 \pm 0.1$  mm

REF.8 - P. N°237-601  
DIAPHRAGM



Thickness =  $0.15 \pm 0.10$  mm

REF.10- P. N°237-143  
PUMP DIAPHRAGM



Thickness =  $0.10 \pm 0.10$  mm

REF.40 - P. N° 91-A274  
DIAPHRAGM COVER



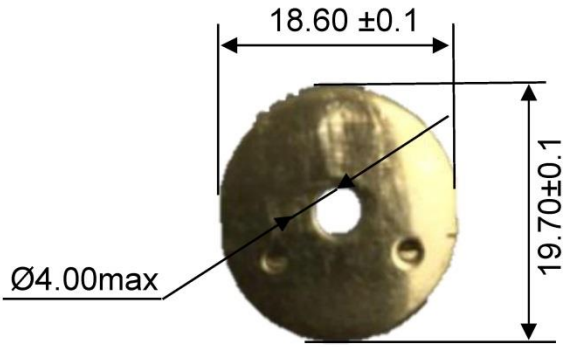
Thickness =  $3.10 \pm 0.15$  mm

REF.12 - P. N° 91-1036  
PUMP COVER



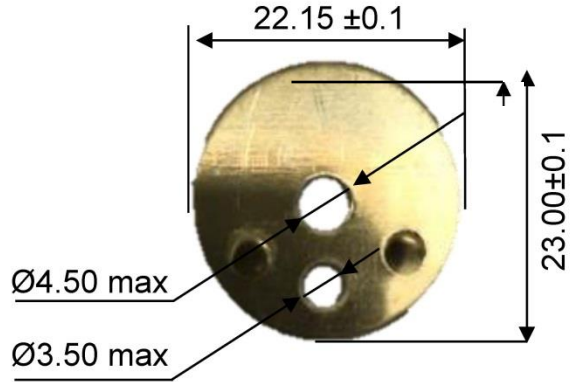
Thickness =  $6.30 \pm 0.15$  mm

REF.30 - P. N° 14-471  
THROTTLE SHUTTER



Thickness = 0.81 ± 0.1 mm

REF.29 - P. N° 27-296  
CHOKE SHUTTER



Thickness = 0.81 ± 0.1 mm

REF.38 - P. N° 43-A70  
NEEDLE LOW SPEED

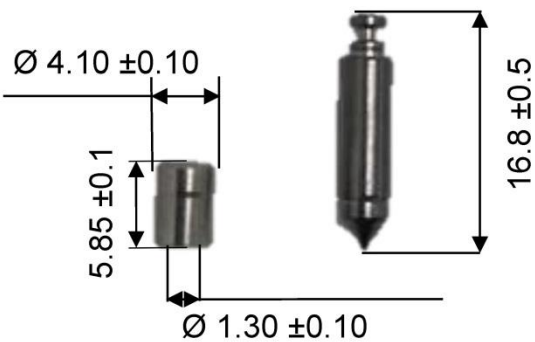


REF.39 - P. N° 43-A262  
NEEDLE HIGH SPEED



REF.27 - P. N° 36-A33  
INLET SEAT

REF.28 - P. N° 34-216  
INLET NEEDLE



REF.25 - P. N° SA-506  
CHOKE TRUMPET (BLUE)

